

## R 110

Cable tray, not perforated, height=110 mm

Cable tray, not perforated, head shape suitable for positive locking covers, with longitudinal and lateral reinforcing rims reducing bottom deflection, certified including electrical conductivity according to DIN EN 61537. Side and bottom connectors are provided for assembly.

This article is available made in material No. 1.4571/1.4404 (V4A) stainless steel finish.



### Continuously hot galvanized (Sendzimir process) (DIN EN 10346)

Product	H	B	L	t	A	Q <sub>sk</sub>	G
R 110-10S	110 mm	100 mm	3000 mm	0,75 mm	106 cm <sup>2</sup>	0,16 kN/m	6,30 kg
R 110-20S	110 mm	200 mm	3000 mm	0,75 mm	213 cm <sup>2</sup>	0,32 kN/m	8,10 kg
R 110-30S	110 mm	300 mm	3000 mm	0,88 mm	321 cm <sup>2</sup>	0,48 kN/m	11,60 kg
R 110-40S	110 mm	400 mm	3000 mm	0,88 mm	428 cm <sup>2</sup>	0,64 kN/m	15,50 kg
R 110-50S	110 mm	500 mm	3000 mm	1,00 mm	536 cm <sup>2</sup>	0,81 kN/m	17,80 kg
R 110-60S	110 mm	600 mm	3000 mm	1,00 mm	643 cm <sup>2</sup>	0,97 kN/m	20,20 kg

### Hot-dip galvanized, according to BS 729 (DIN EN ISO 1461)

Product	H	B	L	t	A	Q <sub>sk</sub>	G
R 110-10F	110 mm	100 mm	3000 mm	0,75 mm	106 cm <sup>2</sup>	0,16 kN/m	7,10 kg
R 110-20F	110 mm	200 mm	3000 mm	0,75 mm	213 cm <sup>2</sup>	0,32 kN/m	9,10 kg
R 110-30F	110 mm	300 mm	3000 mm	0,88 mm	321 cm <sup>2</sup>	0,48 kN/m	12,80 kg
R 110-40F	110 mm	400 mm	3000 mm	0,88 mm	428 cm <sup>2</sup>	0,64 kN/m	16,90 kg
R 110-50F	110 mm	500 mm	3000 mm	1,00 mm	536 cm <sup>2</sup>	0,81 kN/m	19,40 kg
R 110-60F	110 mm	600 mm	3000 mm	1,00 mm	643 cm <sup>2</sup>	0,97 kN/m	22,00 kg

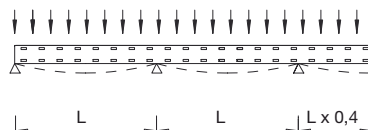
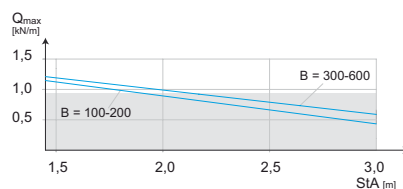
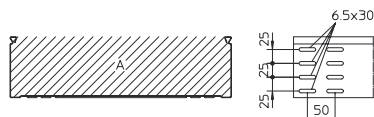

### Stainless steel, according to ASTM 304 / BS 304 S 3



Product	H	B	L	t	A	$Q_{sk}$	G
R 110-10E	110 mm	100 mm	3000 mm	0,75 mm	106 cm <sup>2</sup>	0,16 kN/m	6,30 kg
R 110-20E	110 mm	200 mm	3000 mm	0,75 mm	213 cm <sup>2</sup>	0,32 kN/m	8,10 kg
R 110-30E	110 mm	300 mm	3000 mm	0,88 mm	321 cm <sup>2</sup>	0,48 kN/m	11,60 kg
R 110-40E	110 mm	400 mm	3000 mm	0,88 mm	428 cm <sup>2</sup>	0,64 kN/m	15,50 kg
R 110-50E	110 mm	500 mm	3000 mm	1,00 mm	536 cm <sup>2</sup>	0,81 kN/m	17,80 kg
R 110-60E	110 mm	600 mm	3000 mm	1,00 mm	643 cm <sup>2</sup>	0,97 kN/m	20,20 kg

- H** : Height
- B** : Width
- L** : Length
- t** : Material thickness
- A** : Cross section area
- $Q_{sk}$**  : Distributed load control cable
- G** : Weight

## DETAILS / APPLICATIONS



## OPTIONAL ACCESSORIES

RB 110, RB45 110, RAE 110, RAA 110, RA 110, RK 110, RVB 110, RR 110, RAB 110, REB, RGV 110, VB, RTR 110, KLR



Do not walk upon!



Certyfikat UL

